

Scaled data based on original data using  
LM-79-08 Approved Method: Electrical and Photometric Measurements of Solid-  
State Lighting Products

Test Report Prepared for  
Cooper Lighting Solutions  
(formerly Eaton)

Brand: McGRAW-EDISON

Report Number: P227168

Luminaire Tested: **ISW-AF-1000-LED-E1-SLL-7050-ULG**

Issue Date: 3/3/2020

**Test Information**

Test Method: LM-79-08  
Report Number: P227168  
TEST IS SCALED FROM IESNA LM-79-08 TEST DATA (P35948)-DOWNLIGHT AND  
Test Lab: INNOVATION CENTER-P3  
Issue Date: 3/3/2020  
Manufacturer: COOPER LIGHTING SOLUTIONS (FORMERLY EATON)  
Product Line: MCGRAW-EDISON  
Catalog Number: ISW-AF-1000-LED-E1-SLL-7050-ULG  
Description: IMPACT ELITE LED WEDGE LUMINAIRE WITH UPLIGHT  
LIGHT SQUARE WITH ACCULED OPTICS-90° SPILL LIGHT ELIMINATOR LEFT, WITH  
UPLIGHT GLOW  
Light Source: (16) 5000K CCT, 70 CRI LEDs and (1) UPLIGHT LED  
Ballast/Driver: ELECTRONIC DRIVER

**Summary**

Lumens per Lamp: N/A  
Luminaire Lumens: 6957.9 lumens  
Efficiency: N/A  
Efficacy: 97.6 lumens/watt  
Luminous Opening: Rectangular w/ Sides (W: 0.5' x L: 0.5' x H: 0.54')  
IES Classification: Type IV - Short - Non-Cutoff  
BUG Rating: B1 - U5 - G2

Input Watts (W): 71.3  
Input Voltage (V): 120  
Input Current (Ain): NR  
Voltage Rise (V): NR  
Power Factor: NR  
Total Harmonic Distortion (THDi): NR  
Frequency (hertz): 60  
Stabilization Time: NR  
Operation Time: NR  
Ambient Temperature (°C): NR  
Test Distance: 25 FT

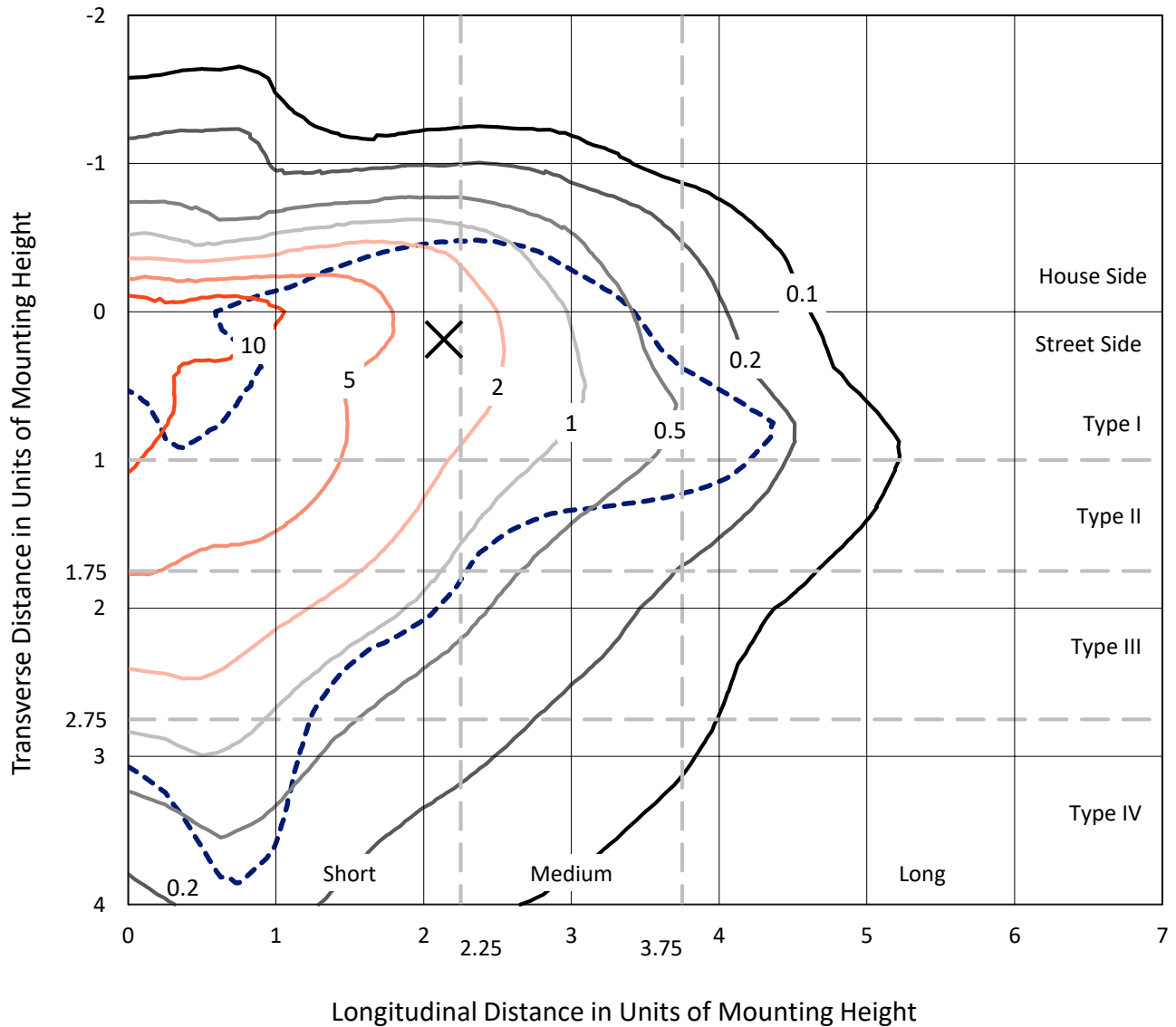


REPORT NUMBER: P227168

CATALOG NUMBER: ISW-AF-1000-LED-E1-SLL-7050-ULG

### Iso-Footcandle Lines of Horizontal Illumination

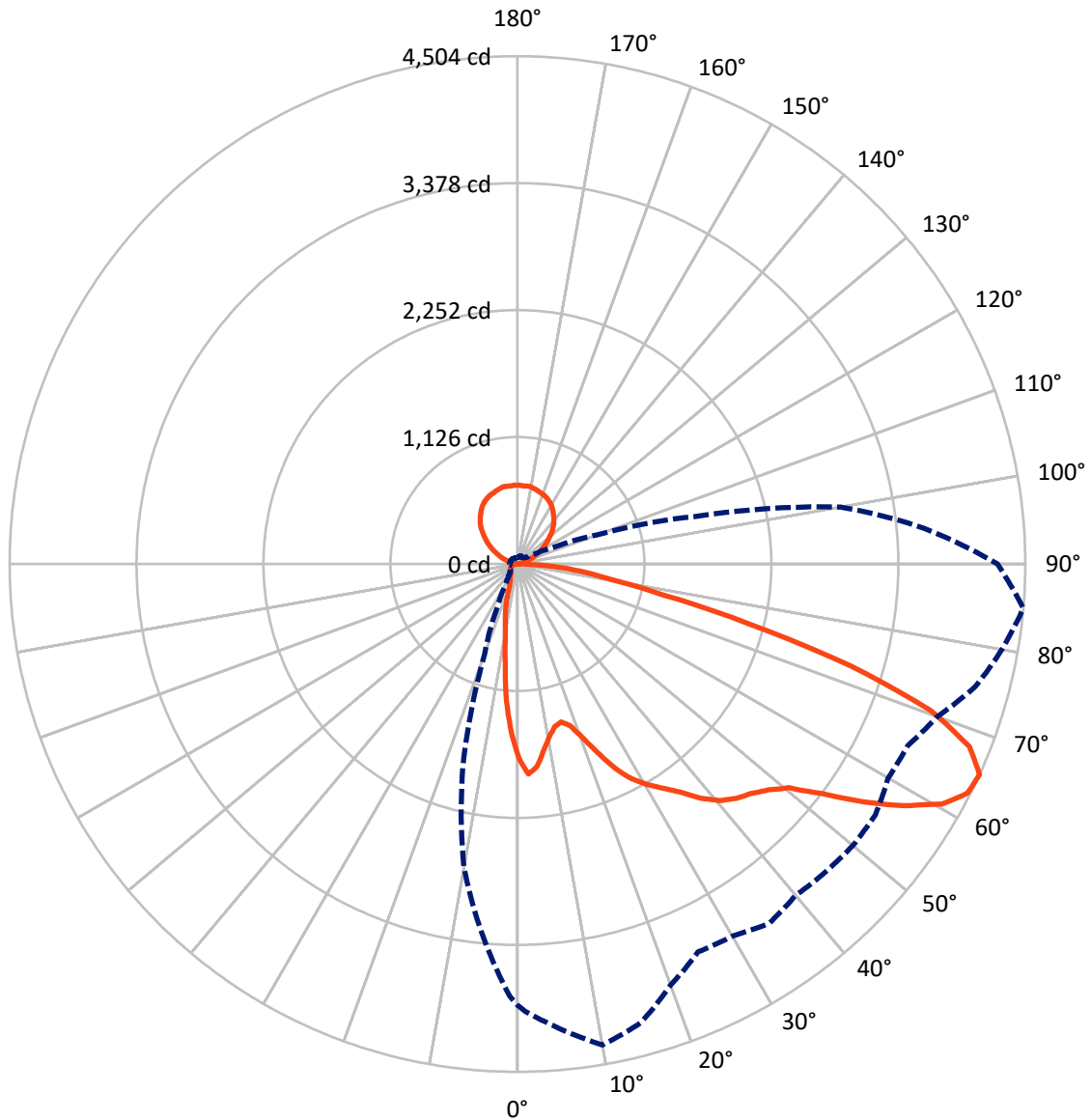
✕ Max cd  
 - - - 1/2 Max cd



Based on 10 foot mounting height. Maximum calculated value = 18.9 fc  
 Type IV - Short - Non-Cutoff

REPORT NUMBER: P227168  
CATALOG NUMBER: ISW-AF-1000-LED-E1-SLL-7050-ULG

### Luminous Intensity Polar Plot



— Vertical Plane Through 85-Deg Lateral    - - - Horizontal Cone Through 65-Deg Vertical

REPORT NUMBER: P227168

CATALOG NUMBER: ISW-AF-1000-LED-E1-SLL-7050-ULG

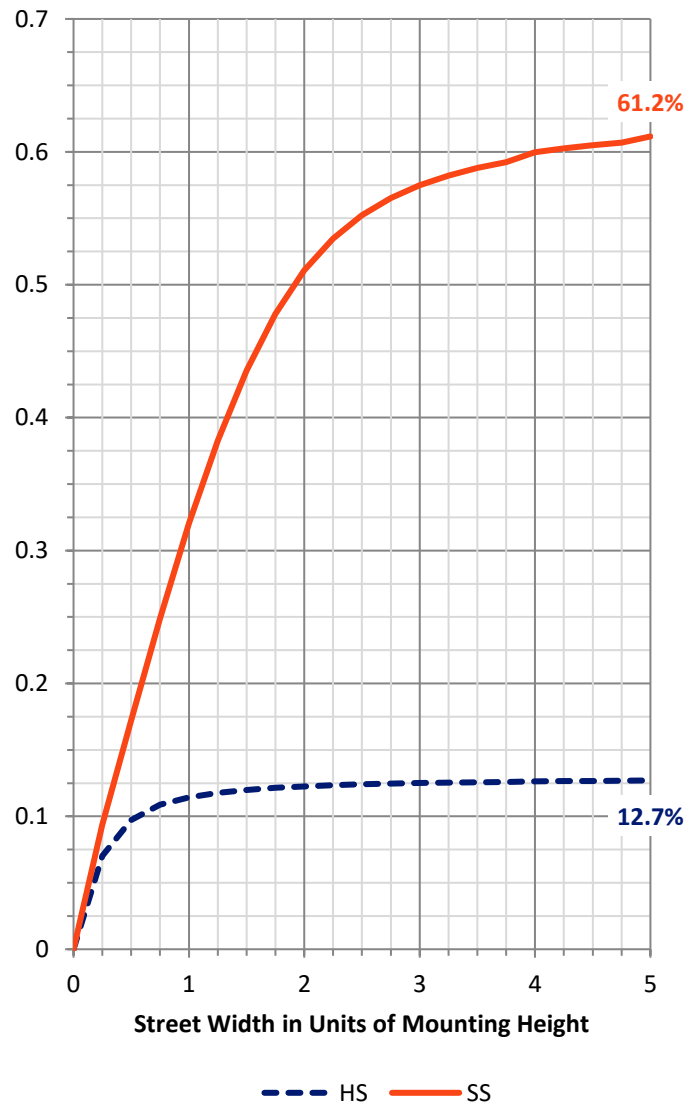
**FLUX DISTRIBUTION:**

		Downward	Upward	Total
<b>House Side</b>	Lumens	896.2	867.6	1763.8
	% Fixture	12.9	12.5	25.3
<b>Street Side</b>	Lumens	4326.4	867.8	5194.1
	% Fixture	62.2	12.5	74.7
<b>Total</b>	Lumens	5222.6	1735.4	6957.9
	% Fixture	75.1	24.9	100.0

**Coefficient of Utilization**

**ZONAL LUMENS:**

Zone	Lumens	% Fixture
0°-10°	127.8	1.8
10°-20°	245.9	3.5
20°-30°	350.6	5.0
30°-40°	508.7	7.3
40°-50°	727.7	10.5
50°-60°	1117.3	16.1
60°-70°	1293.3	18.6
70°-80°	659.8	9.5
80°-90°	191.4	2.8
90°-100°	9.5	0.1
100°-110°	57.4	0.8
110°-120°	166.1	2.4
120°-130°	273.2	3.9
130°-140°	336.8	4.8
140°-150°	344.6	5.0
150°-160°	290.3	4.2
160°-170°	191.2	2.7
170°-180°	66.3	1.0
0°-90°	5222.6	75.1
0°-180°	6957.9	100.0



REPORT NUMBER: P227168

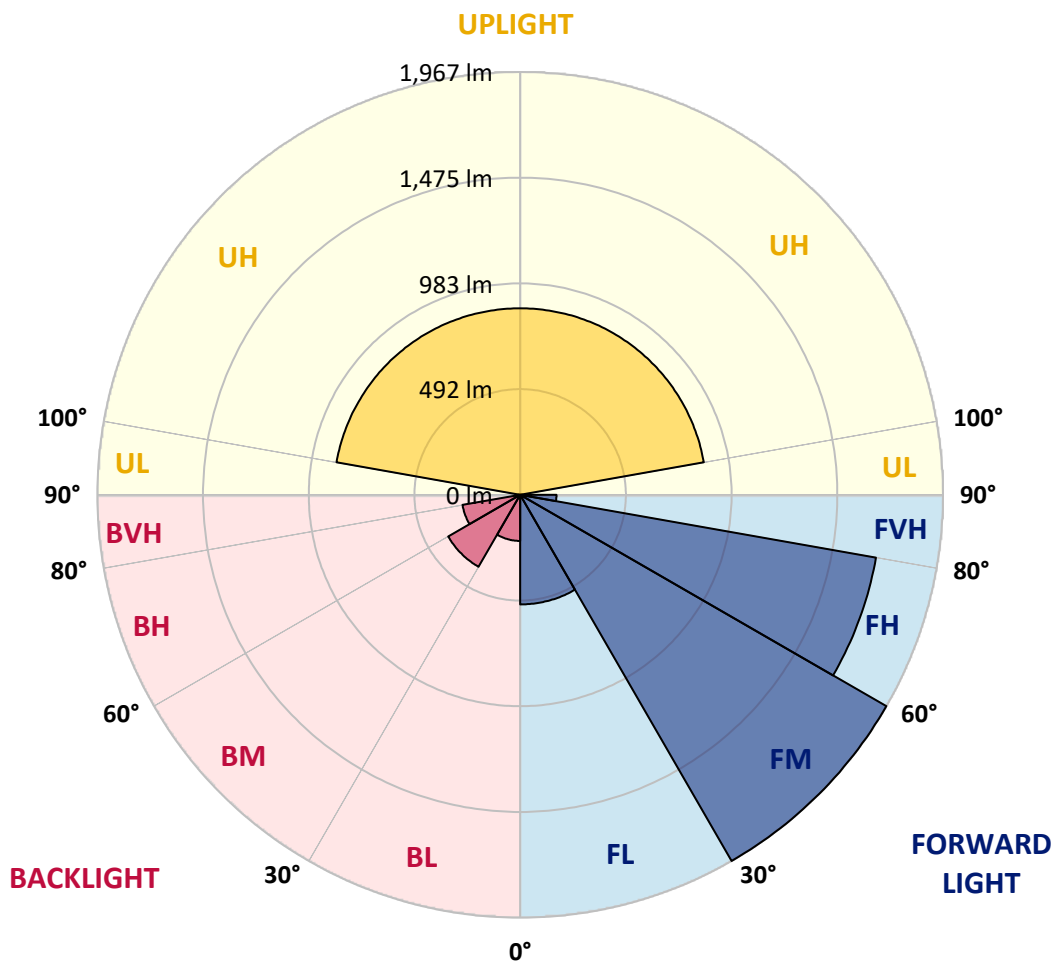
CATALOG NUMBER: ISW-AF-1000-LED-E1-SLL-7050-ULG

**LUMINAIRE CLASSIFICATION SYSTEM LUMEN TABLE AND BUG RATING:**

Zone		Lumens	% Fixture	Zone Rating/Lumen Limit		
				B	U	G
FL	(0°-30°)	510.0	7.3			
FM	(30°-60°)	1967.0	28.3			
FH	(60°-80°)	1680.6	24.2			G1/1800
FVH	(80°-90°)	168.8	2.4			G2/225
BL	(0°-30°)	214.4	3.1	B1/500		
BM	(30°-60°)	386.8	5.6	B1/1000		
BH	(60°-80°)	272.4	3.9	B1/500		G1/500
BVH	(80°-90°)	22.6	0.3			G1/100
UL	(90°-100°)	9.5	0.1		U1/10	
UH	(100°-180°)	867.6	12.5		U4/1000	

**BUG Rating: B1-U5-G2**

Type IV Short





REPORT NUMBER: P227168

CATALOG NUMBER: ISW-AF-1000-LED-E1-SLL-7050-ULG

**CANDELA DISTRIBUTION (FULL):**

	0°	1°	5°	10°	15°	20°	25°	30°	35°	40°	45°
0°	1725.1	1725.1	1725.1	1725.1	1725.1	1725.1	1725.1	1725.1	1725.1	1725.1	1725.1
2.5°	1785.7	1787.5	1812.1	1835.8	1865.7	1861.3	1885.9	1904.3	1921.0	1923.7	1936.0
5°	1676.7	1694.3	1749.7	1797.1	1856.9	1903.5	1953.6	1993.1	2022.1	2049.3	2052.9
7.5°	1523.8	1537.0	1601.2	1675.9	1762.0	1823.5	1899.1	1965.0	2011.6	2055.5	2065.2
10°	1392.9	1405.2	1476.4	1573.0	1648.6	1728.6	1806.8	1860.4	1921.0	1958.8	1977.3
12.5°	1329.6	1344.5	1412.2	1500.1	1577.4	1654.8	1713.6	1760.2	1794.5	1801.5	1806.8
15°	1354.2	1362.1	1436.8	1515.0	1576.5	1615.2	1631.0	1659.2	1656.5	1670.6	1673.2
17.5°	1453.5	1450.0	1529.1	1583.6	1613.5	1609.1	1584.5	1569.5	1543.2	1535.2	1558.1
20°	1624.0	1636.3	1687.3	1720.7	1689.9	1618.7	1551.1	1504.5	1467.6	1455.3	1452.6
22.5°	1823.5	1839.3	1894.7	1877.1	1798.9	1668.8	1545.8	1471.1	1425.4	1412.2	1406.9
25°	2032.6	2043.2	2071.3	2011.6	1901.7	1733.0	1582.7	1478.1	1417.5	1398.2	1395.5
27.5°	2201.4	2211.9	2198.7	2130.2	1971.1	1805.0	1633.7	1509.8	1430.7	1411.3	1402.5
30°	2339.3	2344.6	2300.7	2215.4	2057.2	1885.0	1700.5	1565.1	1472.9	1428.9	1422.8
32.5°	2494.0	2490.5	2405.2	2287.5	2130.2	1957.1	1776.9	1627.5	1513.3	1459.7	1450.0
35°	2663.6	2632.9	2482.6	2358.7	2180.3	2012.4	1846.3	1693.4	1578.3	1507.1	1494.8
37.5°	2814.8	2783.1	2581.9	2414.9	2230.4	2055.5	1900.8	1778.7	1677.6	1612.6	1607.3
40°	2932.5	2893.9	2657.5	2452.7	2255.0	2087.1	1965.0	1885.9	1819.1	1766.4	1766.4
42.5°	3027.4	2985.2	2731.3	2496.6	2276.9	2135.5	2072.2	2044.9	2030.9	2001.9	2012.4
45°	3118.8	3075.8	2791.9	2524.8	2326.2	2229.5	2238.3	2262.0	2304.2	2287.5	2302.4
47.5°	3205.8	3163.6	2860.5	2569.6	2421.1	2398.2	2443.9	2538.8	2621.4	2686.5	2732.2
50°	3351.7	3301.6	2983.5	2701.4	2570.5	2581.9	2713.7	2900.0	3034.5	3094.2	3090.7
52.5°	3628.5	3557.3	3248.0	2947.5	2784.0	2847.3	3002.8	3237.5	3413.2	3459.8	3478.3
55°	3966.9	3910.6	3630.3	3273.5	3154.9	3176.8	3370.2	3635.6	3770.9	3819.2	3835.0
57.5°	4165.5	4150.5	3974.8	3622.4	3507.3	3498.5	3750.7	3967.7	4084.6	4130.3	4116.3
59°	4212.0	4216.4	4116.3	3869.3	3711.1	3691.8	3948.4	4149.6	4247.2	4261.3	4254.2
60°	4207.6	4232.3	4219.9	4004.6	3840.3	3815.7	4031.9	4223.5	4305.2	4327.2	4302.6
62.5°	4117.1	4159.3	4276.2	4253.3	4132.9	4007.3	4109.2	4248.1	4300.8	4279.7	4261.3
65°	3911.5	3966.9	4129.4	4331.6	4215.6	3973.0	3794.6	3810.4	3890.4	3837.7	3863.2
67.5°	3556.5	3619.7	3705.9	4164.6	3995.9	3589.0	3282.3	3132.0	3094.2	3145.2	3226.0
70°	2893.0	2934.3	3152.2	3800.8	3509.0	2950.1	2565.2	2364.8	2298.0	2415.8	2498.4
72.5°	2040.6	2102.1	2389.4	3145.2	2886.8	2363.1	1941.2	1756.7	1689.9	1695.2	1767.2
75°	1241.7	1325.2	1669.7	2487.0	2275.2	1810.3	1479.0	1346.3	1326.1	1314.7	1302.4
77.5°	819.0	850.7	1097.6	1716.3	1534.4	1287.4	1109.9	1164.4	1225.0	1238.2	1254.0
80°	555.4	565.1	711.8	1203.9	1010.6	950.9	897.2	1025.5	1140.7	1161.8	1150.3
82.5°	341.8	370.8	496.5	812.0	805.9	777.7	709.2	809.4	885.8	899.0	922.7
85°	118.6	123.9	304.9	717.1	819.0	827.8	584.4	461.4	518.5	508.8	365.6
87.5°	51.0	57.1	94.9	479.8	554.5	458.7	267.2	237.3	182.8	102.8	99.3
90°	8.5	8.5	7.6	10.4	20.2	16.3	15.9	10.6	8.0	7.5	7.0
92.5°	4.0	4.0	4.0	4.5	5.0	5.5	6.0	6.0	6.0	6.0	6.0
95°	5.0	5.0	5.0	5.5	6.0	6.5	7.0	7.0	7.0	7.0	7.0
97.5°	7.0	7.0	7.0	7.5	8.0	8.0	8.0	8.5	9.0	9.0	9.0
100°	8.0	8.0	8.0	8.5	9.0	9.5	10.0	11.0	12.0	16.5	21.0
102.5°	11.0	11.0	11.0	12.0	13.0	15.5	18.0	22.5	27.0	33.5	40.0
105°	21.0	21.2	22.0	24.5	27.0	31.5	36.0	42.0	48.0	55.5	63.0
107.5°	41.0	41.2	42.0	45.5	49.0	53.5	58.0	65.5	73.0	80.5	88.0



REPORT NUMBER: P227168

CATALOG NUMBER: ISW-AF-1000-LED-E1-SLL-7050-ULG

**CANDELA DISTRIBUTION (continued):**

	0°	1°	5°	10°	15°	20°	25°	30°	35°	40°	45°
110°	66.0	66.4	68.0	71.0	74.0	80.5	87.0	94.5	102.0	108.0	114.0
112.5°	99.0	99.0	99.0	102.5	106.0	113.5	121.0	127.5	134.0	138.5	143.0
115°	140.0	139.8	139.0	143.0	147.0	153.0	159.0	163.5	168.0	171.0	174.0
117.5°	184.0	184.0	184.0	186.5	189.0	193.0	197.0	199.5	202.0	203.5	205.0
120°	225.0	224.6	223.0	224.5	226.0	229.5	233.0	235.0	237.0	240.0	243.0
122.5°	263.0	262.4	260.0	260.5	261.0	264.0	267.0	269.0	271.0	274.0	277.0
125°	298.0	297.2	294.0	295.0	296.0	297.5	299.0	302.0	305.0	307.5	310.0
127.5°	330.0	329.8	329.0	329.0	329.0	331.0	333.0	336.0	339.0	339.5	340.0
130°	363.0	362.6	361.0	361.5	362.0	364.0	366.0	368.0	370.0	371.0	372.0
132.5°	396.0	395.6	394.0	393.5	393.0	397.0	401.0	402.5	404.0	404.5	405.0
135°	429.0	428.4	426.0	426.0	426.0	429.0	432.0	433.5	435.0	436.0	437.0
137.5°	460.0	459.4	457.0	458.0	459.0	459.5	460.0	462.0	464.0	466.0	468.0
140°	488.0	487.4	485.0	486.0	487.0	488.0	489.0	490.0	491.0	494.0	497.0
142.5°	518.0	517.4	515.0	516.0	517.0	517.5	518.0	519.5	521.0	523.0	525.0
145°	550.0	549.2	546.0	545.0	544.0	545.5	547.0	548.5	550.0	550.5	551.0
147.5°	575.0	574.4	572.0	571.5	571.0	572.5	574.0	574.0	574.0	574.5	575.0
150°	595.0	594.4	592.0	592.5	593.0	593.0	593.0	593.0	593.0	593.0	593.0
152.5°	611.0	610.4	608.0	608.0	608.0	608.5	609.0	609.5	610.0	610.0	610.0
155°	629.0	628.2	625.0	625.0	625.0	626.0	627.0	628.5	630.0	629.0	628.0
157.5°	646.0	645.4	643.0	643.0	643.0	643.5	644.0	645.0	646.0	645.5	645.0
160°	663.0	662.4	660.0	659.5	659.0	657.5	656.0	655.5	655.0	655.0	655.0
162.5°	673.0	672.2	669.0	669.0	669.0	667.0	665.0	663.0	661.0	662.0	663.0
165°	681.0	680.4	678.0	677.0	676.0	676.0	676.0	674.5	673.0	673.0	673.0
167.5°	690.0	689.4	687.0	685.5	684.0	685.0	686.0	687.0	688.0	686.5	685.0
170°	698.0	697.4	695.0	693.5	692.0	692.0	692.0	692.5	693.0	692.0	691.0
172.5°	699.0	698.6	697.0	696.0	695.0	694.0	693.0	691.5	690.0	690.0	690.0
175°	700.0	699.6	698.0	697.5	697.0	696.0	695.0	693.0	691.0	690.5	690.0
177.5°	707.0	706.6	705.0	702.5	700.0	699.5	699.0	698.0	697.0	696.0	695.0
180°	700.0	700.0	700.0	700.0	700.0	700.0	700.0	700.0	700.0	700.0	700.0





REPORT NUMBER: P227168

CATALOG NUMBER: ISW-AF-1000-LED-E1-SLL-7050-ULG

**CANDELA DISTRIBUTION (continued):**

	50°	55°	60°	65°	70°	75°	80°	85°	90°	95°	100°
0°	1725.1	1725.1	1725.1	1725.1	1725.1	1725.1	1725.1	1725.1	1725.1	1725.1	1725.1
2.5°	1933.3	1921.9	1928.9	1919.3	1903.5	1892.9	1880.6	1864.8	1846.3	1821.7	1797.1
5°	2044.9	2036.2	2014.2	1982.6	1938.6	1901.7	1857.8	1805.9	1762.9	1707.5	1655.6
7.5°	2054.6	2040.6	2000.1	1941.2	1873.6	1805.0	1753.2	1668.8	1614.3	1526.5	1467.6
10°	1966.7	1967.6	1927.2	1871.8	1801.5	1720.7	1646.0	1553.7	1473.7	1384.1	1285.7
12.5°	1837.5	1849.9	1851.6	1802.4	1733.9	1648.6	1565.1	1477.2	1377.9	1282.2	1191.6
15°	1690.8	1725.9	1728.6	1716.3	1680.2	1608.2	1531.7	1452.6	1351.6	1247.0	1145.1
17.5°	1559.9	1593.2	1624.0	1652.1	1653.9	1619.6	1573.0	1505.4	1404.3	1281.3	1161.8
20°	1460.5	1496.6	1549.3	1601.2	1658.3	1675.9	1679.4	1636.3	1528.2	1377.9	1216.2
22.5°	1419.2	1461.4	1515.0	1612.6	1713.6	1776.0	1811.2	1811.2	1697.8	1522.1	1305.9
25°	1410.5	1444.7	1526.5	1647.7	1783.1	1892.0	1958.8	2003.6	1921.9	1707.5	1416.6
27.5°	1416.6	1463.2	1564.2	1688.2	1829.6	1969.4	2079.2	2157.4	2081.0	1834.0	1519.4
30°	1441.2	1510.6	1615.2	1743.5	1889.4	2037.0	2169.7	2269.0	2212.8	1949.2	1617.0
32.5°	1484.3	1568.6	1687.3	1803.3	1948.3	2108.2	2239.2	2370.1	2328.8	2029.1	1668.8
35°	1548.4	1647.7	1755.8	1872.7	2011.6	2171.5	2311.2	2482.6	2467.6	2129.3	1720.7
37.5°	1652.1	1754.1	1853.4	1953.6	2085.4	2240.9	2414.9	2633.7	2621.4	2277.8	1804.2
40°	1834.9	1894.7	1968.5	2032.6	2156.6	2305.1	2491.4	2758.5	2802.5	2405.2	1878.0
42.5°	2061.6	2096.8	2117.9	2135.5	2198.7	2338.5	2546.7	2842.0	2914.1	2500.2	1935.1
45°	2350.8	2340.2	2298.0	2257.6	2250.6	2357.8	2572.2	2903.5	3001.9	2592.4	1993.1
47.5°	2692.6	2669.8	2554.6	2421.9	2348.1	2392.9	2617.0	2994.0	3110.0	2713.7	2065.2
50°	3087.2	3033.6	2845.5	2621.4	2485.2	2492.2	2730.4	3119.7	3252.4	2871.9	2199.6
52.5°	3452.8	3357.0	3132.9	2836.7	2641.6	2665.4	2934.3	3379.8	3544.2	3133.8	2425.5
55°	3775.3	3652.3	3410.6	3086.3	2909.7	2951.0	3260.3	3724.3	3879.9	3445.7	2653.9
57.5°	4049.5	3918.5	3680.4	3394.8	3175.1	3209.3	3551.2	4044.2	4148.8	3726.1	2872.8
59°	4174.3	4045.1	3825.4	3561.7	3356.1	3428.2	3756.8	4203.3	4248.1	3834.2	2956.2
60°	4234.9	4105.7	3912.4	3654.9	3466.8	3561.7	3865.8	4323.6	4285.0	3850.0	2987.9
62.5°	4230.5	4140.0	4012.6	3836.8	3802.5	3960.7	4219.9	4478.3	4310.5	3804.3	3008.1
65°	3883.4	3875.5	3796.4	3816.6	3959.8	4204.1	4363.2	4503.8	4257.7	3622.4	2910.6
67.5°	3239.2	3271.7	3282.3	3406.2	3741.0	4155.8	4295.5	4322.8	4028.4	3233.1	2607.4
70°	2501.0	2429.0	2547.6	2766.4	3248.9	3783.2	3981.8	3886.9	3559.1	2707.6	2129.3
72.5°	1770.8	1791.9	1962.3	2246.2	2737.4	3291.1	3602.2	3084.6	2677.7	2026.5	1509.8
75°	1332.2	1431.5	1514.2	1762.9	2223.3	2819.2	3075.8	2120.5	1744.4	1397.3	987.8
77.5°	1276.9	1269.0	1205.7	1258.4	1602.9	1974.6	2194.3	1323.5	1092.3	913.9	596.7
80°	1180.2	1112.5	997.4	946.5	1009.7	1268.1	1392.9	850.7	726.8	638.9	336.6
82.5°	915.7	870.0	748.7	745.2	841.9	900.8	957.9	602.8	546.6	517.6	206.5
85°	580.9	596.7	611.6	746.1	934.2	944.7	745.2	367.3	288.2	406.0	131.8
87.5°	172.2	280.3	340.1	577.4	841.9	844.5	560.7	120.4	108.1	126.5	76.5
90°	7.0	7.0	8.0	9.0	9.0	9.0	8.9	7.0	7.0	7.0	8.0
92.5°	6.5	7.0	7.0	7.0	6.5	6.0	6.0	6.0	6.0	6.0	6.0
95°	7.0	7.0	7.5	8.0	7.5	7.0	7.0	7.0	7.0	7.0	7.0
97.5°	10.5	12.0	11.0	10.0	9.5	9.0	8.5	8.0	8.0	8.0	8.5
100°	25.0	29.0	27.5	26.0	24.5	23.0	21.0	19.0	19.0	19.0	21.0
102.5°	45.0	50.0	48.5	47.0	44.5	42.0	40.5	39.0	38.0	39.0	40.5
105°	67.5	72.0	71.0	70.0	67.5	65.0	63.0	61.0	61.0	61.0	63.0
107.5°	91.5	95.0	94.5	94.0	92.0	90.0	88.5	87.0	86.0	87.0	88.5



REPORT NUMBER: P227168

CATALOG NUMBER: ISW-AF-1000-LED-E1-SLL-7050-ULG

**CANDELA DISTRIBUTION (continued):**

	50°	55°	60°	65°	70°	75°	80°	85°	90°	95°	100°
110°	117.0	120.0	120.5	121.0	120.0	119.0	117.5	116.0	117.0	116.0	117.5
112.5°	145.5	148.0	149.0	150.0	149.5	149.0	148.0	147.0	147.0	147.0	148.0
115°	176.5	179.0	180.5	182.0	180.5	179.0	178.0	177.0	178.0	177.0	178.0
117.5°	208.0	211.0	213.0	215.0	212.5	210.0	209.0	208.0	209.0	208.0	209.0
120°	244.5	246.0	248.0	250.0	247.5	245.0	244.0	243.0	243.0	243.0	244.0
122.5°	278.0	279.0	281.0	283.0	280.5	278.0	277.0	276.0	277.0	276.0	277.0
125°	311.5	313.0	314.0	315.0	312.5	310.0	310.0	310.0	310.0	310.0	310.0
127.5°	342.5	345.0	345.5	346.0	346.0	346.0	345.5	345.0	347.0	345.0	345.5
130°	374.5	377.0	379.0	381.0	381.0	381.0	380.0	379.0	380.0	379.0	380.0
132.5°	408.0	411.0	413.5	416.0	415.0	414.0	414.0	414.0	415.0	414.0	414.0
135°	440.0	443.0	445.5	448.0	447.5	447.0	448.5	450.0	451.0	450.0	448.5
137.5°	470.5	473.0	474.0	475.0	475.5	476.0	478.5	481.0	482.0	481.0	478.5
140°	498.5	500.0	501.0	502.0	503.0	504.0	506.5	509.0	511.0	509.0	506.5
142.5°	526.0	527.0	530.0	533.0	533.0	533.0	533.5	534.0	536.0	534.0	533.5
145°	553.5	556.0	559.0	562.0	561.5	561.0	559.5	558.0	560.0	558.0	559.5
147.5°	577.5	580.0	582.5	585.0	585.5	586.0	584.5	583.0	585.0	583.0	584.5
150°	595.0	597.0	598.5	600.0	601.5	603.0	604.5	606.0	610.0	606.0	604.5
152.5°	610.5	611.0	612.5	614.0	616.0	618.0	620.5	623.0	628.0	623.0	620.5
155°	627.0	626.0	628.5	631.0	633.5	636.0	637.0	638.0	641.0	638.0	637.0
157.5°	644.5	644.0	646.0	648.0	649.0	650.0	650.0	650.0	655.0	650.0	650.0
160°	656.5	658.0	661.0	664.0	662.5	661.0	660.5	660.0	666.0	660.0	660.5
162.5°	665.0	667.0	669.0	671.0	670.5	670.0	669.0	668.0	674.0	668.0	669.0
165°	672.5	672.0	674.5	677.0	678.5	680.0	679.0	678.0	682.0	678.0	679.0
167.5°	681.5	678.0	681.0	684.0	686.0	688.0	688.0	688.0	694.0	688.0	688.0
170°	688.5	686.0	687.5	689.0	691.5	694.0	695.0	696.0	701.0	696.0	695.0
172.5°	689.5	689.0	690.5	692.0	693.0	694.0	695.0	696.0	701.0	696.0	695.0
175°	690.0	690.0	692.5	695.0	695.5	696.0	695.0	694.0	699.0	694.0	695.0
177.5°	694.5	694.0	696.5	699.0	700.0	701.0	699.5	698.0	702.0	698.0	699.5
180°	700.0	700.0	700.0	700.0	700.0	700.0	700.0	700.0	700.0	700.0	700.0



REPORT NUMBER: P227168

CATALOG NUMBER: ISW-AF-1000-LED-E1-SLL-7050-ULG

**CANDELA DISTRIBUTION (continued):**

	105°	110°	115°	120°	125°	130°	135°	140°	145°	150°	155°
0°	1725.1	1725.1	1725.1	1725.1	1725.1	1725.1	1725.1	1725.1	1725.1	1725.1	1725.1
2.5°	1771.6	1768.1	1743.5	1702.2	1705.7	1686.4	1661.8	1622.2	1614.3	1592.4	1588.9
5°	1611.7	1570.4	1516.8	1451.8	1427.2	1393.8	1359.5	1334.9	1304.1	1276.0	1313.8
7.5°	1398.2	1337.5	1275.1	1206.6	1167.0	1112.5	1083.5	1027.3	986.0	978.1	945.6
10°	1219.8	1143.3	1072.1	1010.6	936.8	885.8	848.9	818.2	790.0	755.8	734.7
12.5°	1101.1	1015.0	939.4	863.0	827.8	785.6	762.8	733.8	693.4	664.4	636.2
15°	1047.5	954.4	871.8	805.0	754.0	714.5	674.0	638.9	594.9	562.4	529.9
17.5°	1040.5	919.2	814.6	739.9	684.6	641.5	587.9	541.3	487.7	451.7	424.5
20°	1048.4	892.9	761.9	664.4	608.1	532.5	482.5	425.3	372.6	325.2	282.1
22.5°	1080.0	878.8	710.1	602.8	519.4	433.2	379.6	306.7	261.9	216.2	199.5
25°	1123.1	870.0	665.2	535.2	429.7	344.5	271.5	210.9	190.7	179.3	173.1
27.5°	1168.8	854.2	615.2	472.8	357.7	254.0	203.0	177.5	169.6	163.5	159.1
30°	1203.1	823.4	553.6	406.0	284.7	217.1	181.0	164.3	159.1	152.0	147.6
32.5°	1218.0	776.0	498.3	342.7	239.9	186.3	158.2	148.5	143.2	137.1	134.5
35°	1215.4	722.4	470.2	318.1	219.7	165.2	138.8	132.7	125.7	119.5	113.4
37.5°	1218.0	673.2	448.2	312.0	210.9	149.4	126.5	122.2	116.9	110.7	105.5
40°	1228.5	645.9	437.6	298.8	203.9	143.2	116.9	112.5	111.6	104.6	100.2
42.5°	1232.9	648.5	432.4	280.3	186.3	141.5	116.9	107.2	107.2	101.9	96.7
45°	1227.7	667.9	435.9	269.8	173.1	132.7	123.0	107.2	104.6	100.2	94.9
47.5°	1243.5	681.9	435.9	268.0	164.3	123.9	116.9	117.8	106.3	101.1	93.2
50°	1308.5	695.1	427.1	265.4	161.7	115.1	110.7	116.0	119.5	102.8	94.0
52.5°	1423.6	711.8	417.4	261.0	158.2	108.1	102.8	109.0	122.2	108.1	94.0
55°	1541.4	741.7	411.3	254.0	152.9	103.7	93.2	104.6	111.6	107.2	93.2
57.5°	1667.1	774.2	405.1	237.3	140.6	99.3	89.6	91.4	100.2	103.7	90.5
59°	1704.9	790.0	399.8	225.0	130.1	95.8	87.0	84.4	89.6	99.3	88.8
60°	1732.1	790.9	393.7	214.4	123.9	94.0	85.2	81.7	83.5	101.9	89.6
62.5°	1734.7	790.0	374.4	192.5	111.6	90.5	82.6	78.2	76.5	85.2	91.4
65°	1625.8	753.1	339.2	181.0	112.5	87.0	78.2	74.7	71.2	72.9	79.1
67.5°	1421.9	658.2	302.3	183.7	118.6	84.4	74.7	71.2	68.5	66.8	69.4
70°	1075.6	546.6	291.8	189.8	123.9	82.6	69.4	65.9	64.2	63.3	63.3
72.5°	745.2	449.9	280.3	194.2	128.3	81.7	64.2	60.6	59.8	58.9	58.9
75°	479.8	326.9	232.0	165.2	116.9	74.7	58.0	54.5	53.6	52.7	53.6
77.5°	283.8	228.5	170.5	116.0	85.2	59.8	50.1	47.5	47.5	47.5	48.3
80°	157.3	135.3	113.4	74.7	60.6	44.8	41.3	38.7	38.7	39.5	41.3
82.5°	94.0	74.7	64.2	47.5	41.3	31.6	30.8	29.0	29.9	30.8	32.5
85°	61.5	47.5	38.7	31.6	28.1	20.2	17.6	18.5	19.3	21.1	22.0
87.5°	34.3	26.4	21.1	18.5	16.7	8.8	7.0	7.0	8.8	10.5	12.3
90°	9.0	9.0	9.0	8.0	7.0	7.0	7.0	7.5	8.0	8.0	8.0
92.5°	6.0	6.5	7.0	7.0	7.0	6.5	6.0	6.0	6.0	6.0	6.0
95°	7.0	7.5	8.0	7.5	7.0	7.0	7.0	7.0	7.0	7.0	7.0
97.5°	9.0	9.5	10.0	11.0	12.0	10.5	9.0	9.0	9.0	8.5	8.0
100°	23.0	24.5	26.0	27.5	29.0	25.0	21.0	16.5	12.0	11.0	10.0
102.5°	42.0	44.5	47.0	48.5	50.0	45.0	40.0	33.5	27.0	22.5	18.0
105°	65.0	67.5	70.0	71.0	72.0	67.5	63.0	55.5	48.0	42.0	36.0
107.5°	90.0	92.0	94.0	94.5	95.0	91.5	88.0	80.5	73.0	65.5	58.0



REPORT NUMBER: P227168  
 CATALOG NUMBER: ISW-AF-1000-LED-E1-SLL-7050-ULG

REPORT N  
 CATALOG

**CANDELA DISTRIBUTION (continued):**

**CANDELA**

	105°	110°	115°	120°	125°	130°	135°	140°	145°	150°	155°	
110°	119.0	120.0	121.0	120.5	120.0	117.0	114.0	108.0	102.0	94.5	87.0	0°
112.5°	149.0	149.5	150.0	149.0	148.0	145.5	143.0	138.5	134.0	127.5	121.0	2.5°
115°	179.0	180.5	182.0	180.5	179.0	176.5	174.0	171.0	168.0	163.5	159.0	5°
117.5°	210.0	212.5	215.0	213.0	211.0	208.0	205.0	203.5	202.0	199.5	197.0	7.5°
120°	245.0	247.5	250.0	248.0	246.0	244.5	243.0	240.0	237.0	235.0	233.0	10°
122.5°	278.0	280.5	283.0	281.0	279.0	278.0	277.0	274.0	271.0	269.0	267.0	12.5°
125°	310.0	312.5	315.0	314.0	313.0	311.5	310.0	307.5	305.0	302.0	299.0	15°
127.5°	346.0	346.0	346.0	345.5	345.0	342.5	340.0	339.5	339.0	336.0	333.0	17.5°
130°	381.0	381.0	381.0	379.0	377.0	374.5	372.0	371.0	370.0	368.0	366.0	20°
132.5°	414.0	415.0	416.0	413.5	411.0	408.0	405.0	404.5	404.0	402.5	401.0	22.5°
135°	447.0	447.5	448.0	445.5	443.0	440.0	437.0	436.0	435.0	433.5	432.0	25°
137.5°	476.0	475.5	475.0	474.0	473.0	470.5	468.0	466.0	464.0	462.0	460.0	27.5°
140°	504.0	503.0	502.0	501.0	500.0	498.5	497.0	494.0	491.0	490.0	489.0	30°
142.5°	533.0	533.0	533.0	530.0	527.0	526.0	525.0	523.0	521.0	519.5	518.0	32.5°
145°	561.0	561.5	562.0	559.0	556.0	553.5	551.0	550.5	550.0	548.5	547.0	35°
147.5°	586.0	585.5	585.0	582.5	580.0	577.5	575.0	574.5	574.0	574.0	574.0	37.5°
150°	603.0	601.5	600.0	598.5	597.0	595.0	593.0	593.0	593.0	593.0	593.0	40°
152.5°	618.0	616.0	614.0	612.5	611.0	610.5	610.0	610.0	610.0	609.5	609.0	42.5°
155°	636.0	633.5	631.0	628.5	626.0	627.0	628.0	629.0	630.0	628.5	627.0	45°
157.5°	650.0	649.0	648.0	646.0	644.0	644.5	645.0	645.5	646.0	645.0	644.0	47.5°
160°	661.0	662.5	664.0	661.0	658.0	656.5	655.0	655.0	655.0	655.5	656.0	50°
162.5°	670.0	670.5	671.0	669.0	667.0	665.0	663.0	662.0	661.0	663.0	665.0	52.5°
165°	680.0	678.5	677.0	674.5	672.0	672.5	673.0	673.0	673.0	674.5	676.0	55°
167.5°	688.0	686.0	684.0	681.0	678.0	681.5	685.0	686.5	688.0	687.0	686.0	57.5°
170°	694.0	691.5	689.0	687.5	686.0	688.5	691.0	692.0	693.0	692.5	692.0	59°
172.5°	694.0	693.0	692.0	690.5	689.0	689.5	690.0	690.0	690.0	691.5	693.0	60°
175°	696.0	695.5	695.0	692.5	690.0	690.0	690.0	690.5	691.0	693.0	695.0	62.5°
177.5°	701.0	700.0	699.0	696.5	694.0	694.5	695.0	696.0	697.0	698.0	699.0	65°
180°	700.0	700.0	700.0	700.0	700.0	700.0	700.0	700.0	700.0	700.0	700.0	67.5°
												70°
												72.5°
												75°
												77.5°
												80°
												82.5°
												85°
												87.5°
												90°
												92.5°
												95°
												97.5°
												100°
												102.5°
												105°
												107.5°

NUMBER: P227168  
 NUMBER: ISW-AF-1000-LED-E1-SLL-7050-ULG

REPORT NUMBER: P  
 CATALOG NUMBER:

**DISTRIBUTION (continued):**

**CANDELA DISTRIBUTION**

160°	165°	170°	175°	180°	185°	190°	195°	200°	205°	210°	110°	160°
1725.1	1725.1	1725.1	1725.1	1725.1	1725.1	1725.1	1725.1	1725.1	1725.1	1725.1	110°	80.5
1601.2	1575.7	1548.4	1528.2	1537.0	1508.0	1510.6	1502.7	1499.2	1497.5	1479.0	112.5°	113.5
1268.1	1277.8	1237.3	1241.7	1254.0	1224.2	1203.9	1237.3	1232.9	1203.1	1219.8	115°	153.0
913.9	916.6	898.1	856.8	856.8	878.8	886.7	902.5	913.1	950.0	927.1	117.5°	193.0
698.6	674.0	655.6	637.1	626.6	604.6	609.9	629.2	641.5	662.6	679.3	120°	229.5
607.2	580.0	547.5	519.4	504.4	484.2	471.0	466.6	471.0	457.8	458.7	122.5°	264.0
504.4	479.8	443.8	428.8	400.7	384.9	376.1	364.7	355.9	337.5	329.5	125°	297.5
391.1	358.5	321.6	321.6	301.4	288.2	284.7	282.1	276.8	267.2	257.5	127.5°	331.0
260.1	239.0	217.9	207.4	209.2	207.4	202.1	210.9	210.9	214.4	212.7	130°	364.0
189.8	186.3	178.4	172.2	168.7	167.8	168.7	171.4	176.6	181.0	185.4	132.5°	397.0
170.5	168.7	161.7	155.5	154.7	152.9	152.9	155.5	156.4	157.3	156.4	135°	429.0
158.2	154.7	148.5	144.1	142.4	141.5	142.4	139.7	138.0	138.8	138.0	137.5°	459.5
143.2	140.6	134.5	130.9	130.1	130.1	127.4	126.5	124.8	125.7	124.8	140°	488.0
131.8	128.3	122.2	117.8	117.8	116.9	117.8	116.9	116.0	115.1	115.1	142.5°	517.5
110.7	109.8	103.7	101.9	102.8	105.5	105.5	105.5	106.3	105.5	105.5	145°	545.5
102.8	101.9	95.8	91.4	90.5	90.5	90.5	92.3	94.9	95.8	97.5	147.5°	572.5
97.5	96.7	90.5	87.0	85.2	84.4	83.5	83.5	84.4	87.9	90.5	150°	593.0
94.0	92.3	86.1	81.7	80.8	80.0	79.1	79.1	79.1	80.0	82.6	152.5°	608.5
92.3	89.6	82.6	78.2	76.5	75.6	75.6	76.5	75.6	75.6	75.6	155°	626.0
89.6	87.9	80.8	75.6	73.8	73.8	72.9	72.9	72.9	71.2	71.2	157.5°	643.5
88.8	86.1	79.1	73.8	72.1	71.2	70.3	71.2	69.4	68.5	67.7	160°	657.5
87.0	83.5	75.6	71.2	70.3	68.5	67.7	67.7	67.7	65.9	65.9	162.5°	667.0
86.1	81.7	73.8	69.4	67.7	65.9	65.0	65.0	66.8	65.0	65.0	165°	676.0
85.2	79.1	71.2	65.9	65.0	63.3	62.4	63.3	65.9	64.2	63.3	167.5°	685.0
81.7	77.3	69.4	65.0	63.3	61.5	60.6	61.5	63.3	63.3	63.3	170°	692.0
80.0	75.6	67.7	63.3	62.4	60.6	59.8	59.8	62.4	62.4	61.5	172.5°	694.0
77.3	73.8	65.9	60.6	58.9	58.9	58.0	58.0	58.9	58.9	59.8	175°	696.0
73.8	72.1	64.2	58.0	57.1	56.2	56.2	56.2	56.2	58.0	58.0	177.5°	699.5
70.3	69.4	61.5	56.2	54.5	54.5	54.5	54.5	54.5	55.4	56.2	180°	700.0
65.0	65.0	58.0	52.7	51.8	51.0	51.0	51.0	51.0	51.8	52.7		
59.8	60.6	53.6	48.3	47.5	47.5	47.5	47.5	48.3	48.3	49.2		
54.5	55.4	48.3	43.1	43.1	43.1	43.1	43.1	43.1	43.1	44.8		
49.2	49.2	41.3	36.0	36.9	37.8	38.7	37.8	37.8	38.7	41.3		
42.2	41.3	34.3	29.9	29.9	31.6	32.5	31.6	32.5	32.5	36.0		
33.4	33.4	26.4	22.0	22.0	25.5	25.5	25.5	26.4	27.2	29.9		
25.5	24.6	18.5	14.9	14.9	17.6	18.5	19.3	20.2	21.1	22.8		
14.9	14.9	9.7	6.2	7.0	7.9	10.5	10.5	10.5	12.3	14.9		
7.5	7.9	6.0	5.0	5.0	5.0	6.0	7.0	7.5	8.0	8.0		
5.5	5.0	4.5	4.0	4.0	4.0	4.5	5.0	5.5	6.0	6.0		
6.5	6.0	5.5	5.0	5.0	5.0	5.5	6.0	6.5	7.0	7.0		
8.0	8.0	7.5	7.0	7.0	7.0	7.5	8.0	8.0	8.0	8.5		
9.5	9.0	8.5	8.0	8.0	8.0	8.5	9.0	9.5	10.0	11.0		
15.5	13.0	12.0	11.0	11.0	11.0	12.0	13.0	15.5	18.0	22.5		
31.5	27.0	24.5	22.0	21.0	22.0	24.5	27.0	31.5	36.0	42.0		
53.5	49.0	45.5	42.0	41.0	42.0	45.5	49.0	53.5	58.0	65.5		

'227168  
 ISW-AF-1000-LED-E1-SLL-7050-ULG

REPORT NUMBER: P227168  
 CATALOG NUMBER: ISW-AF-10

**TION (continued):**

**CANDELA DISTRIBUTION (con**

165°	170°	175°	180°	185°	190°	195°	200°	205°	210°		215°	220°
74.0	71.0	68.0	66.0	68.0	71.0	74.0	80.5	87.0	94.5	0°	1725.1	1725.1
106.0	102.5	99.0	99.0	99.0	102.5	106.0	113.5	121.0	127.5	2.5°	1494.8	1493.9
147.0	143.0	139.0	140.0	139.0	143.0	147.0	153.0	159.0	163.5	5°	1226.8	1218.9
189.0	186.5	184.0	184.0	184.0	186.5	189.0	193.0	197.0	199.5	7.5°	950.9	979.9
226.0	224.5	223.0	225.0	223.0	224.5	226.0	229.5	233.0	235.0	10°	685.5	705.7
261.0	260.5	260.0	263.0	260.0	260.5	261.0	264.0	267.0	269.0	12.5°	477.2	487.7
296.0	295.0	294.0	298.0	294.0	295.0	296.0	297.5	299.0	302.0	15°	328.7	349.8
329.0	329.0	329.0	330.0	329.0	329.0	329.0	331.0	333.0	336.0	17.5°	255.7	258.4
362.0	361.5	361.0	363.0	361.0	361.5	362.0	364.0	366.0	368.0	20°	210.9	212.7
393.0	393.5	394.0	396.0	394.0	393.5	393.0	397.0	401.0	402.5	22.5°	187.2	190.7
426.0	426.0	426.0	429.0	426.0	426.0	426.0	429.0	432.0	433.5	25°	157.3	160.8
459.0	458.0	457.0	460.0	457.0	458.0	459.0	459.5	460.0	462.0	27.5°	138.8	142.4
487.0	486.0	485.0	488.0	485.0	486.0	487.0	488.0	489.0	490.0	30°	127.4	129.2
517.0	516.0	515.0	518.0	515.0	516.0	517.0	517.5	518.0	519.5	32.5°	116.0	116.0
544.0	545.0	546.0	550.0	546.0	545.0	544.0	545.5	547.0	548.5	35°	106.3	107.2
571.0	571.5	572.0	575.0	572.0	571.5	571.0	572.5	574.0	574.0	37.5°	99.3	101.1
593.0	592.5	592.0	595.0	592.0	592.5	593.0	593.0	593.0	593.0	40°	93.2	94.0
608.0	608.0	608.0	611.0	608.0	608.0	608.0	608.5	609.0	609.5	42.5°	84.4	86.1
625.0	625.0	625.0	629.0	625.0	625.0	625.0	626.0	627.0	628.5	45°	76.5	77.3
643.0	643.0	643.0	646.0	643.0	643.0	643.0	643.5	644.0	645.0	47.5°	71.2	71.2
659.0	659.5	660.0	663.0	660.0	659.5	659.0	657.5	656.0	655.5	50°	67.7	68.5
669.0	669.0	669.0	673.0	669.0	669.0	669.0	667.0	665.0	663.0	52.5°	65.9	66.8
676.0	677.0	678.0	681.0	678.0	677.0	676.0	676.0	676.0	674.5	55°	65.0	66.8
684.0	685.5	687.0	690.0	687.0	685.5	684.0	685.0	686.0	687.0	57.5°	65.0	65.9
692.0	693.5	695.0	698.0	695.0	693.5	692.0	692.0	692.0	692.5	59°	64.2	65.0
695.0	696.0	697.0	699.0	697.0	696.0	695.0	694.0	693.0	691.5	60°	64.2	65.9
697.0	697.5	698.0	700.0	698.0	697.5	697.0	696.0	695.0	693.0	62.5°	61.5	63.3
700.0	702.5	705.0	707.0	705.0	702.5	700.0	699.5	699.0	698.0	65°	59.8	61.5
700.0	700.0	700.0	700.0	700.0	700.0	700.0	700.0	700.0	700.0	67.5°	57.1	59.8
										70°	54.5	57.1
										72.5°	51.0	54.5
										75°	47.5	50.1
										77.5°	43.1	45.7
										80°	37.8	38.7
										82.5°	31.6	31.6
										85°	23.7	21.1
										87.5°	13.2	14.1
										90°	8.0	7.5
										92.5°	6.0	6.0
										95°	7.0	7.0
										97.5°	9.0	9.0
										100°	12.0	16.5
										102.5°	27.0	33.5
										105°	48.0	55.5
										107.5°	73.0	80.5



REPORT NUMBER: P227168

CATALOG NUMBER: ISW-AF-1000-LED-E:

000-LED-E1-SLL-7050-ULG

**tinued):**

**CANDELA DISTRIBUTION (continued):**

225°	230°	235°	240°	245°	250°	255°	260°	265°		215°	220°	225°
1725.1	1725.1	1725.1	1725.1	1725.1	1725.1	1725.1	1725.1	1725.1	110°	102.0	108.0	114.0
1475.5	1475.5	1501.9	1504.5	1473.7	1481.6	1496.6	1479.0	1498.3	112.5°	134.0	138.5	143.0
1238.2	1227.7	1228.5	1221.5	1233.8	1219.8	1234.7	1229.4	1225.0	115°	168.0	171.0	174.0
961.4	979.9	966.7	941.2	961.4	945.6	915.7	918.3	884.9	117.5°	202.0	203.5	205.0
722.4	709.2	702.2	689.9	657.3	663.5	630.1	635.4	646.8	120°	237.0	240.0	243.0
498.3	488.6	500.0	492.1	478.9	481.6	488.6	495.6	514.1	122.5°	271.0	274.0	277.0
349.8	345.4	342.7	348.0	362.9	370.8	382.3	403.4	413.9	125°	305.0	307.5	310.0
262.8	263.6	261.0	268.9	281.2	287.4	290.0	291.8	304.1	127.5°	339.0	339.5	340.0
217.1	220.6	219.7	222.3	218.8	215.3	217.9	212.7	208.3	130°	370.0	371.0	372.0
189.8	190.7	186.3	185.4	180.2	175.8	172.2	172.2	170.5	132.5°	404.0	404.5	405.0
160.8	161.7	157.3	157.3	156.4	159.1	157.3	153.8	152.9	135°	435.0	436.0	437.0
144.1	142.4	139.7	139.7	138.0	138.0	138.8	139.7	138.8	137.5°	464.0	466.0	468.0
129.2	127.4	126.5	127.4	126.5	127.4	128.3	127.4	128.3	140°	491.0	494.0	497.0
118.6	116.9	116.9	117.8	116.9	117.8	117.8	117.8	116.9	142.5°	521.0	523.0	525.0
109.8	108.1	108.1	108.1	107.2	105.5	103.7	101.1	98.4	145°	550.0	550.5	551.0
102.8	101.9	100.2	99.3	96.7	91.4	89.6	89.6	89.6	147.5°	574.0	574.5	575.0
96.7	94.9	94.0	90.5	87.0	85.2	85.2	85.2	85.2	150°	593.0	593.0	593.0
88.8	86.1	84.4	83.5	82.6	82.6	81.7	81.7	81.7	152.5°	610.0	610.0	610.0
79.1	78.2	78.2	79.1	79.1	79.1	79.1	78.2	79.1	155°	630.0	629.0	628.0
72.9	72.9	73.8	74.7	75.6	76.5	77.3	76.5	77.3	157.5°	646.0	645.5	645.0
70.3	70.3	70.3	72.1	72.9	73.8	75.6	75.6	75.6	160°	655.0	655.0	655.0
68.5	68.5	69.4	70.3	71.2	72.1	72.9	73.8	74.7	162.5°	661.0	662.0	663.0
67.7	68.5	67.7	68.5	69.4	71.2	72.1	72.1	72.9	165°	673.0	673.0	673.0
67.7	67.7	67.7	67.7	69.4	70.3	69.4	70.3	71.2	167.5°	688.0	686.5	685.0
67.7	67.7	66.8	67.7	68.5	69.4	68.5	68.5	70.3	170°	693.0	692.0	691.0
66.8	67.7	66.8	66.8	67.7	68.5	67.7	68.5	69.4	172.5°	690.0	690.0	690.0
65.0	65.9	65.0	65.9	65.9	66.8	66.8	66.8	67.7	175°	691.0	690.5	690.0
63.3	63.3	63.3	64.2	64.2	65.0	65.0	65.9	65.0	177.5°	697.0	696.0	695.0
61.5	61.5	61.5	62.4	62.4	63.3	64.2	63.3	63.3	180°	700.0	700.0	700.0
59.8	58.9	58.0	58.9	59.8	59.8	60.6	59.8	60.6				
57.1	56.2	55.4	55.4	56.2	56.2	57.1	56.2	56.2				
52.7	52.7	51.0	51.0	51.0	51.0	51.8	51.0	50.1				
47.5	47.5	45.7	45.7	45.7	45.7	44.8	44.8	44.8				
39.5	40.4	40.4	39.5	39.5	38.7	38.7	37.8	36.9				
29.9	31.6	32.5	32.5	32.5	32.5	32.5	30.8	29.0				
21.1	23.7	26.4	26.4	25.5	25.5	25.5	22.8	20.2				
13.2	15.8	16.7	18.5	15.8	14.9	14.9	13.2	12.3				
7.0	7.0	8.8	8.9	11.6	11.6	12.5	9.8	7.9				
6.0	6.5	7.0	7.0	7.0	6.5	6.0	6.0	6.0				
7.0	7.0	7.0	7.5	8.0	7.5	7.0	7.0	7.0				
9.0	10.5	12.0	11.0	10.0	9.5	9.0	8.5	8.0				
21.0	25.0	29.0	27.5	26.0	24.5	23.0	21.0	19.0				
40.0	45.0	50.0	48.5	47.0	44.5	42.0	40.5	39.0				
63.0	67.5	72.0	71.0	70.0	67.5	65.0	63.0	61.0				
88.0	91.5	95.0	94.5	94.0	92.0	90.0	88.5	87.0				



REPORT NUMBER: P227168

CATALOG NUMBER: ISW-AF-1000-LED-E1-SLL-705C

1-SLL-7050-ULG

**CANDELA DISTRIBUTION (continued):**

230°	235°	240°	245°	250°	255°	260°	265°		270°	275°	280°	285°
117.0	120.0	120.5	121.0	120.0	119.0	117.5	116.0	0°	1725.1	1725.1	1725.1	1725.1
145.5	148.0	149.0	150.0	149.5	149.0	148.0	147.0	2.5°	1481.6	1514.2	1518.5	1522.9
176.5	179.0	180.5	182.0	180.5	179.0	178.0	177.0	5°	1218.0	1250.5	1232.1	1240.0
208.0	211.0	213.0	215.0	212.5	210.0	209.0	208.0	7.5°	889.3	868.2	895.5	912.2
244.5	246.0	248.0	250.0	247.5	245.0	244.0	243.0	10°	649.4	674.0	684.6	703.9
278.0	279.0	281.0	283.0	280.5	278.0	277.0	276.0	12.5°	538.7	554.5	573.8	604.6
311.5	313.0	314.0	315.0	312.5	310.0	310.0	310.0	15°	436.8	448.2	472.8	502.7
342.5	345.0	345.5	346.0	346.0	346.0	345.5	345.0	17.5°	318.1	334.8	350.6	375.2
374.5	377.0	379.0	381.0	381.0	381.0	380.0	379.0	20°	213.5	220.6	239.9	251.3
408.0	411.0	413.5	416.0	415.0	414.0	414.0	414.0	22.5°	171.4	174.0	177.5	187.2
440.0	443.0	445.5	448.0	447.5	447.0	448.5	450.0	25°	153.8	155.5	158.2	161.7
470.5	473.0	474.0	475.0	475.5	476.0	478.5	481.0	27.5°	139.7	140.6	143.2	145.0
498.5	500.0	501.0	502.0	503.0	504.0	506.5	509.0	30°	127.4	126.5	127.4	130.1
526.0	527.0	530.0	533.0	533.0	533.0	533.5	534.0	32.5°	114.2	114.2	116.0	116.0
553.5	556.0	559.0	562.0	561.5	561.0	559.5	558.0	35°	98.4	97.5	99.3	101.9
577.5	580.0	582.5	585.0	585.5	586.0	584.5	583.0	37.5°	90.5	91.4	93.2	94.9
595.0	597.0	598.5	600.0	601.5	603.0	604.5	606.0	40°	86.1	87.0	88.8	90.5
610.5	611.0	612.5	614.0	616.0	618.0	620.5	623.0	42.5°	81.7	83.5	85.2	87.9
627.0	626.0	628.5	631.0	633.5	636.0	637.0	638.0	45°	79.1	80.8	83.5	86.1
644.5	644.0	646.0	648.0	649.0	650.0	650.0	650.0	47.5°	78.2	80.0	82.6	86.1
656.5	658.0	661.0	664.0	662.5	661.0	660.5	660.0	50°	76.5	79.1	81.7	85.2
665.0	667.0	669.0	671.0	670.5	670.0	669.0	668.0	52.5°	76.5	78.2	80.8	85.2
672.5	672.0	674.5	677.0	678.5	680.0	679.0	678.0	55°	73.8	76.5	79.1	83.5
681.5	678.0	681.0	684.0	686.0	688.0	688.0	688.0	57.5°	72.1	73.8	77.3	82.6
688.5	686.0	687.5	689.0	691.5	694.0	695.0	696.0	59°	71.2	72.9	76.5	81.7
689.5	689.0	690.5	692.0	693.0	694.0	695.0	696.0	60°	69.4	72.1	75.6	80.8
690.0	690.0	692.5	695.0	695.5	696.0	695.0	694.0	62.5°	67.7	70.3	73.8	79.1
694.5	694.0	696.5	699.0	700.0	701.0	699.5	698.0	65°	65.0	68.5	72.1	75.6
700.0	700.0	700.0	700.0	700.0	700.0	700.0	700.0	67.5°	63.3	65.0	68.5	72.1
								70°	59.8	61.5	64.2	66.8
								72.5°	55.4	56.2	58.0	60.6
								75°	49.2	50.1	51.0	53.6
								77.5°	43.1	43.1	43.9	47.5
								80°	36.0	36.0	36.9	38.7
								82.5°	27.2	27.2	29.0	31.6
								85°	19.3	18.5	21.1	22.8
								87.5°	11.4	10.5	11.4	11.4
								90°	7.9	9.6	9.8	10.8
								92.5°	6.0	6.0	6.0	6.0
								95°	7.0	7.0	7.0	7.0
								97.5°	8.0	8.0	8.5	9.0
								100°	19.0	19.0	21.0	23.0
								102.5°	38.0	39.0	40.5	42.0
								105°	61.0	61.0	63.0	65.0
								107.5°	86.0	87.0	88.5	90.0



REPORT NUMBER: P227168

CATALOG NUMBER: ISW-AF-1000-LED-E1-SLL-7050-ULG

J-ULG

**CANDELA DISTRIBUTION (continued):**

290°	295°	300°	305°	310°	315°	320°		270°	275°	280°	285°	290°
1725.1	1725.1	1725.1	1725.1	1725.1	1725.1	1725.1	110°	117.0	116.0	117.5	119.0	120.0
1540.5	1531.7	1538.8	1566.0	1575.7	1588.0	1629.3	112.5°	147.0	147.0	148.0	149.0	149.5
1259.3	1270.7	1259.3	1314.7	1317.3	1354.2	1369.2	115°	178.0	177.0	178.0	179.0	180.5
925.4	940.3	964.9	1001.8	1012.4	1065.1	1109.9	117.5°	209.0	208.0	209.0	210.0	212.5
722.4	741.7	776.0	798.8	821.7	852.4	888.5	120°	243.0	243.0	244.0	245.0	247.5
641.5	661.7	691.6	720.6	753.1	776.9	806.7	122.5°	277.0	276.0	277.0	278.0	280.5
536.1	567.7	596.7	634.5	661.7	704.8	739.9	125°	310.0	310.0	310.0	310.0	312.5
409.5	453.5	482.5	528.2	569.5	607.2	654.7	127.5°	347.0	345.0	345.5	346.0	346.0
284.7	319.0	355.9	405.1	458.7	510.6	573.8	130°	380.0	379.0	380.0	381.0	381.0
196.0	214.4	242.5	293.5	348.9	423.6	492.1	132.5°	415.0	414.0	414.0	414.0	415.0
167.0	174.0	184.5	209.2	255.7	337.5	413.0	135°	451.0	450.0	448.5	447.0	447.5
148.5	153.8	160.8	173.1	197.7	254.0	337.5	137.5°	482.0	481.0	478.5	476.0	475.5
136.2	142.4	149.4	158.2	171.4	210.0	272.4	140°	511.0	509.0	506.5	504.0	503.0
119.5	123.9	130.1	139.7	149.4	180.2	240.8	142.5°	536.0	534.0	533.5	533.0	533.0
105.5	110.7	118.6	125.7	135.3	159.9	218.8	145°	560.0	558.0	559.5	561.0	561.5
98.4	103.7	110.7	116.9	123.9	144.1	203.0	147.5°	585.0	583.0	584.5	586.0	585.5
94.0	99.3	106.3	111.6	116.0	138.8	196.8	150°	610.0	606.0	604.5	603.0	601.5
91.4	97.5	103.7	107.2	116.0	141.5	181.9	152.5°	628.0	623.0	620.5	618.0	616.0
90.5	96.7	103.7	109.8	127.4	133.6	172.2	155°	641.0	638.0	637.0	636.0	633.5
91.4	96.7	105.5	123.0	123.9	126.5	161.7	157.5°	655.0	650.0	650.0	650.0	649.0
91.4	99.3	117.8	128.3	117.8	119.5	152.0	160°	666.0	660.0	660.5	661.0	662.5
92.3	102.8	122.2	119.5	114.2	111.6	141.5	162.5°	674.0	668.0	669.0	670.0	670.5
92.3	101.1	116.9	112.5	105.5	106.3	129.2	165°	682.0	678.0	679.0	680.0	678.5
89.6	101.1	112.5	101.9	96.7	101.1	118.6	167.5°	694.0	688.0	688.0	688.0	686.0
87.9	103.7	100.2	94.0	94.0	98.4	113.4	170°	701.0	696.0	695.0	694.0	691.5
87.0	106.3	94.9	91.4	91.4	97.5	110.7	172.5°	701.0	696.0	695.0	694.0	693.0
84.4	99.3	87.0	85.2	87.9	92.3	107.2	175°	699.0	694.0	695.0	696.0	695.5
79.1	82.6	80.0	80.0	83.5	88.8	105.5	177.5°	702.0	698.0	699.5	701.0	700.0
72.9	74.7	74.7	75.6	79.1	83.5	107.2	180°	700.0	700.0	700.0	700.0	700.0
67.7	67.7	69.4	70.3	72.9	79.1	102.8						
61.5	62.4	62.4	64.2	65.9	72.1	99.3						
54.5	54.5	56.2	56.2	58.9	65.0	88.8						
47.5	47.5	47.5	48.3	50.1	56.2	72.9						
39.5	39.5	39.5	40.4	41.3	46.6	55.4						
31.6	30.8	29.9	29.9	31.6	36.0	43.1						
22.0	22.0	21.1	21.1	21.1	23.7	29.0						
12.3	10.5	11.4	12.3	11.4	13.2	15.8						
9.9	10.8	10.6	10.5	10.5	10.5	12.8						
6.5	7.0	7.0	7.0	6.5	6.0	6.0						
7.5	8.0	7.5	7.0	7.0	7.0	7.0						
9.5	10.0	11.0	12.0	10.5	9.0	9.0						
24.5	26.0	27.5	29.0	25.0	21.0	16.5						
44.5	47.0	48.5	50.0	45.0	40.0	33.5						
67.5	70.0	71.0	72.0	67.5	63.0	55.5						
92.0	94.0	94.5	95.0	91.5	88.0	80.5						



REPORT NUMBER: P227168

CATALOG NUMBER: ISW-AF-1000-LED-E1-SLL-7050-ULG

**CANDELA DISTRIBUTION (continued):**

295°	300°	305°	310°	315°	320°		325°	330°	335°	340°	345°	350°
121.0	120.5	120.0	117.0	114.0	108.0	0°	1725.1	1725.1	1725.1	1725.1	1725.1	1725.1
150.0	149.0	148.0	145.5	143.0	138.5	2.5°	1624.0	1646.9	1682.9	1689.9	1718.9	1739.1
182.0	180.5	179.0	176.5	174.0	171.0	5°	1376.2	1430.7	1450.0	1487.8	1553.7	1587.1
215.0	213.0	211.0	208.0	205.0	203.5	7.5°	1135.4	1176.7	1223.3	1283.9	1332.2	1389.4
250.0	248.0	246.0	244.5	243.0	240.0	10°	934.2	993.0	1053.7	1102.9	1170.5	1239.1
283.0	281.0	279.0	278.0	277.0	274.0	12.5°	829.6	862.1	921.9	991.3	1075.6	1152.1
315.0	314.0	313.0	311.5	310.0	307.5	15°	775.1	813.8	877.9	951.7	1041.4	1136.3
346.0	345.5	345.0	342.5	340.0	339.5	17.5°	707.4	768.9	841.9	947.3	1063.3	1195.2
381.0	379.0	377.0	374.5	372.0	371.0	20°	640.6	715.3	811.1	950.0	1110.8	1282.2
416.0	413.5	411.0	408.0	405.0	404.5	22.5°	581.8	670.5	791.8	965.8	1171.4	1399.9
448.0	445.5	443.0	440.0	437.0	436.0	25°	512.3	631.0	776.9	998.3	1264.6	1558.1
475.0	474.0	473.0	470.5	468.0	466.0	27.5°	457.0	593.2	754.9	1026.4	1349.8	1710.1
502.0	501.0	500.0	498.5	497.0	494.0	30°	395.5	549.2	724.1	1036.1	1453.5	1834.9
533.0	530.0	527.0	526.0	525.0	523.0	32.5°	346.2	507.9	689.0	1027.3	1500.1	1921.9
562.0	559.0	556.0	553.5	551.0	550.5	35°	322.5	478.1	659.1	996.5	1538.8	2015.9
585.0	582.5	580.0	577.5	575.0	574.5	37.5°	306.7	445.5	630.1	945.6	1582.7	2109.1
600.0	598.5	597.0	595.0	593.0	593.0	40°	286.5	420.1	606.4	908.7	1617.0	2186.4
614.0	612.5	611.0	610.5	610.0	610.0	42.5°	268.0	397.2	587.9	876.2	1625.8	2255.9
631.0	628.5	626.0	627.0	628.0	629.0	45°	252.2	383.2	573.8	877.9	1631.9	2352.5
648.0	646.0	644.0	644.5	645.0	645.5	47.5°	239.9	370.0	568.6	907.8	1696.9	2487.0
664.0	661.0	658.0	656.5	655.0	655.0	50°	228.5	358.5	559.8	965.8	1801.5	2668.9
671.0	669.0	667.0	665.0	663.0	662.0	52.5°	215.3	342.7	548.4	1025.5	1915.8	2912.3
677.0	674.5	672.0	672.5	673.0	673.0	55°	197.7	321.6	536.1	1075.6	2071.3	3208.5
684.0	681.0	678.0	681.5	685.0	686.5	57.5°	170.5	297.0	528.2	1101.1	2167.1	3378.9
689.0	687.5	686.0	688.5	691.0	692.0	59°	156.4	273.3	523.8	1088.8	2192.6	3407.9
692.0	690.5	689.0	689.5	690.0	690.0	60°	148.5	259.2	516.7	1073.9	2199.6	3389.5
695.0	692.5	690.0	690.0	690.0	690.5	62.5°	138.0	225.8	487.7	999.2	2101.2	3166.3
699.0	696.5	694.0	694.5	695.0	696.0	65°	140.6	213.5	421.8	850.7	1875.3	2730.4
700.0	700.0	700.0	700.0	700.0	700.0	67.5°	144.1	208.3	364.7	687.2	1494.8	2259.4
						70°	141.5	205.6	331.3	546.6	1119.6	1691.7
						72.5°	138.0	194.2	287.4	439.4	710.1	1184.6
						75°	122.2	163.5	225.8	301.4	448.2	863.0
						77.5°	95.8	125.7	159.9	187.2	227.6	609.0
						80°	70.3	91.4	104.6	112.5	126.5	415.7
						82.5°	50.1	61.5	66.8	71.2	84.4	311.1
						85°	37.8	43.1	46.6	46.6	57.1	219.7
						87.5°	21.1	22.0	22.0	23.7	28.1	59.8
						90°	14.2	14.2	13.3	13.7	11.4	9.5
						92.5°	6.0	6.0	6.0	5.5	5.0	4.5
						95°	7.0	7.0	7.0	6.5	6.0	5.5
						97.5°	9.0	8.5	8.0	8.0	8.0	7.5
						100°	12.0	11.0	10.0	9.5	9.0	8.5
						102.5°	27.0	22.5	18.0	15.5	13.0	12.0
						105°	48.0	42.0	36.0	31.5	27.0	24.5
						107.5°	73.0	65.5	58.0	53.5	49.0	45.5



REPORT NUMBER: P227168

CATALOG NUMBER: ISW-AF-1000-LED-E1-SLL-7050-ULG

**CANDELA DISTRIBUTION (continued):**

355°	359°	360°		325°	330°	335°	340°	345°	350°	355°
1725.1	1725.1	1725.1	110°	102.0	94.5	87.0	80.5	74.0	71.0	68.0
1762.0	1775.2	1785.7	112.5°	134.0	127.5	121.0	113.5	106.0	102.5	99.0
1638.1	1670.6	1676.7	115°	168.0	163.5	159.0	153.0	147.0	143.0	139.0
1452.6	1505.4	1523.8	117.5°	202.0	199.5	197.0	193.0	189.0	186.5	184.0
1316.4	1373.5	1392.9	120°	237.0	235.0	233.0	229.5	226.0	224.5	223.0
1241.7	1308.5	1329.6	122.5°	271.0	269.0	267.0	264.0	261.0	260.5	260.0
1243.5	1323.5	1354.2	125°	305.0	302.0	299.0	297.5	296.0	295.0	294.0
1324.3	1415.7	1453.5	127.5°	339.0	336.0	333.0	331.0	329.0	329.0	329.0
1463.2	1595.9	1624.0	130°	370.0	368.0	366.0	364.0	362.0	361.5	361.0
1651.2	1781.3	1823.5	132.5°	404.0	402.5	401.0	397.0	393.0	393.5	394.0
1827.9	2000.1	2032.6	135°	435.0	433.5	432.0	429.0	426.0	426.0	426.0
2001.9	2172.4	2201.4	137.5°	464.0	462.0	460.0	459.5	459.0	458.0	457.0
2136.3	2314.7	2339.3	140°	491.0	490.0	489.0	488.0	487.0	486.0	485.0
2265.5	2466.8	2494.0	142.5°	521.0	519.5	518.0	517.5	517.0	516.0	515.0
2409.6	2632.0	2663.6	145°	550.0	548.5	547.0	545.5	544.0	545.0	546.0
2539.7	2794.6	2814.8	147.5°	574.0	574.0	574.0	572.5	571.0	571.5	572.0
2683.8	2927.2	2932.5	150°	593.0	593.0	593.0	593.0	593.0	592.5	592.0
2801.6	3025.7	3027.4	152.5°	610.0	609.5	609.0	608.5	608.0	608.0	608.0
2915.8	3117.9	3118.8	155°	630.0	628.5	627.0	626.0	625.0	625.0	625.0
3035.3	3219.0	3205.8	157.5°	646.0	645.0	644.0	643.5	643.0	643.0	643.0
3224.3	3338.5	3351.7	160°	655.0	655.5	656.0	657.5	659.0	659.5	660.0
3511.6	3613.6	3628.5	162.5°	661.0	663.0	665.0	667.0	669.0	669.0	669.0
3845.6	3987.1	3966.9	165°	673.0	674.5	676.0	676.0	676.0	677.0	678.0
3987.1	4148.8	4165.5	167.5°	688.0	687.0	686.0	685.0	684.0	685.5	687.0
3963.3	4183.9	4212.0	170°	693.0	692.5	692.0	692.0	692.0	693.5	695.0
3925.6	4173.4	4207.6	172.5°	690.0	691.5	693.0	694.0	695.0	696.0	697.0
3711.1	4063.5	4117.1	175°	691.0	693.0	695.0	696.0	697.0	697.5	698.0
3350.8	3835.9	3911.5	177.5°	697.0	698.0	699.0	699.5	700.0	702.5	705.0
2887.7	3495.8	3556.5	180°	700.0	700.0	700.0	700.0	700.0	700.0	700.0
2253.2	2841.1	2893.0								
1497.5	1950.9	2040.6								
951.7	1258.4	1241.7								
702.2	818.2	819.0								
509.7	561.5	555.4								
394.6	342.7	341.8								
138.0	121.3	118.6								
59.8	50.1	51.0								
7.6	7.6	8.5								
4.0	4.0	4.0								
5.0	5.0	5.0								
7.0	7.0	7.0								
8.0	8.0	8.0								
11.0	11.0	11.0								
22.0	21.2	21.0								
42.0	41.2	41.0								



359°	360°
66.4	66.0
99.0	99.0
139.8	140.0
184.0	184.0
224.6	225.0
262.4	263.0
297.2	298.0
329.8	330.0
362.6	363.0
395.6	396.0
428.4	429.0
459.4	460.0
487.4	488.0
517.4	518.0
549.2	550.0
574.4	575.0
594.4	595.0
610.4	611.0
628.2	629.0
645.4	646.0
662.4	663.0
672.2	673.0
680.4	681.0
689.4	690.0
697.4	698.0
698.6	699.0
699.6	700.0
706.6	707.0
700.0	700.0

(END OF REPORT)